















# oneworld AT A GLANCE STATISTICS

As 27 July 2010

															
Flight code	OO	AA	BA	CX	AY	IB	JL	LA	MA	MX	OF	RJ	S7	IT	AB
Countries	146	40	76	29	32	43	18	20	35	14	17	36	23	8	41
Destinations	871	267	168	70	63	124	88	71	50	67	75	58	72	77	168
Daily departures	9,366	3,400	838	309	251	1,000	710	408	70	434	725	99	155	382	585
Passengers (000)	335,534	104,400	32,298	24,558	7,433	26,000	37,234	15,404	3,203	11,100	27,742	2,615	4,576	11,060	27,911
RPKs (sched, millions)	697,025	198,288	111,995	89,440	19,935	49,612	28,405	29,830	3,635	17,887	81,036	6,708	10,465	10,625	39,164
ASKs (sched, millions)	895,685	245,754	143,419	111,167	26,259	82,158	47,366	38,777	5,440	25,233	101,165	9,788	13,698	14,801	50,660
Passenger load factor	77.8%	80.7%	78.1%	80.5%	75.9%	79.8%	60.0%	76.9%	66.8%	70.9%	80.1%	68.5%	76.4%	71.8%	77.3%
Fleet (operated)	2,470	879	234	126	65	176	279	96	22	114	189	27	32	66	165
Employees	314,341	86,765	41,473	26,361	8,797	20,435	46,287	16,844	1,152	8,450	35,000	4,281	2,596	7,400	8,500
Total revenue (m)	#	US\$19,917	GBP7,994	HK\$66,978	EUR1,838	EUR4,409	JPY1,951,158	US\$3,656	HUF95,398	AS\$11,774	JD598	RUB35,977	INR52,700	EUR3,200	
Total revenue (US\$m)	89,875	19,917	11,635	8,587	2,210	6,136	20,195	3,656	507	9,379	838	1,144	1,170	4,500	
Passenger rev (m)	#	US\$17,049	GBP6,980	HK\$45,920	EUR1,100	EUR3,137	1,370,069	US\$2,624	HUF64,240	AS\$9,127	JD412	RUB34,586	INR48,200	EUR2,967	
Passenger rev (US\$m)	70,213	17,049	10,159	5,887	1,323	4,357	14,180	2,624	342	7,271	577	1,100	1,070	4,274	
Op profit (m)	#	(US\$1,004)	(GBP231)	HK\$5,733	(EUR39)	(EUR475)	(JPY50,884)	US\$436	(HUF17,887)	AS\$514	JD38	RUB4,748	INR20,100	EUR 28	
Op profit (US\$m)	-1,290	(1,004)	(336)	735	(47)	(660)	(527)	436	(95)	409	54	151	(443)	36	
Net profit (m)	#	(US\$1,468)	(GBP425)	HK\$4,864	(EUR124)	(EUR273)	(JPY63,194)	US\$231	(HUF24,837)	AS\$484	JD29	RUB554	INR16,470	(EUR 9)	
Net profit (US\$m)	-2,479	(1,468)	(619)	624	(149)	(380)	(654)	231	(132)	386	40	18	(363)	(13)	
Frequent flyer programme	#	Advantage	Executive Club	The Marco Polo Club / Asia Miles	Finnair Plus	Iberia Plus	JAL Mileage Bank	LAMPASS	Duna Club	MexicanaGO	Qantas Frequent Flyer	Royal Plus	S7 Priority	King Club	toponus
Total FFP members (m)	102	62	3	3	4	21	3	0.2	5	0.240	1	2	1	2	
Airport lounges	#	Admirals Club and Flagship Lounges	Executive Club, Concorde, First, and Club World/Club Europe	Cathay Pacific First and Business	Finnair Lounges	Salas VIP	JAL First, Global Club, Sakura	Salon VIP Neruda and Mistral	Sky, Millennium, Duna	MexicanaElite	Qantas Club, First and Business	Crown Lounge	S7 Lounge	Kingfisher Lounge	Air Berlin Lounge
Number of lounges	More than 550	51	114	75	23	36	54	8	20	15	38	mich	2	17	
Main IT platform	#	Sabre moving to HP Jetstream	Amadeus	Moving to Amadeus	Amadeus	Amadeus	Axess	Amadeus, moving to Sabre	Amadeus	Amadeus	Amadeus	SITA	SITA	Amadeus	
Chief Executive	John McCulloch Vancouver, BC, Canada	Gerard Arpey Fort Worth, Texas, USA	Wille Walsh London, UK	Tony Tyler Hong Kong	Mika Vehviläinen Helsinki, Finland	Antonio Vázquez Madrid, Spain	Kazuo Inamori Tokyo, Japan	Enrique Cueto Plaza Santiago, Chile	Martin Gauss Budapest, Hungary	Manuel Borja Mexico City, Mexico	Alan Joyce Sydney, NSW, Australia	Hussein Dabbas Amman, Jordan	Vladimir Obyedkov Moscow, Russia	Vijay Mallya Mumbai, India	Joachim Hunold Berlin, Germany
Headquarters	#	Traces its origins back to 1926	Traces its origins back to 1919	1946	1923	1927	1951	1929	1946	1921	1920	1963	1992	2005	1978
Year of formation	1999	01-Feb-99	01-Feb-99	01-Feb-99	01-Sep-99	01-Sep-99	01-Apr-07	01-Jun-00	1-Apr-07	10-Nov-09	01-Feb-99	01-Apr-07	TBA 2010	TBA	Early 2012
Started offering oneworld services and benefits	01-Feb-99	01-Feb-99	01-Feb-99	01-Feb-99	01-Sep-99	01-Sep-99	01-Apr-07	01-Jun-00	1-Apr-07	10-Nov-09	01-Feb-99	01-Apr-07	TBA 2010	TBA	Early 2012
Ownership	100% owned by its member airlines	Wholly owned subsidiary of AMR Corporation, which is a publicly traded company on the New York Stock Exchange	Publicly quoted company, with shares traded on the London Stock Exchange. 9.99% owned by Iberia.	Public company listed on the Hong Kong and London Stock Exchanges. Major shareholders are Swire Pacific (42%) and Air China (30%).	Publicly quoted on Helsinki Stock Exchange and in SEAO system on London Stock Exchange. Finnish Government is majority owner with 59% holding	13% owned by British Airways. 30% by institutions (with Caja Madrid holding 23%), 57% floated on Madrid Stock Exchange	Public company listed on stock exchanges in Japan	Publicly traded company, listed on the New York and Santiago Stock Exchanges. Majority shareholders hold 61% of the stock.	95% owned by Hungarian state, 5% by Hungarian AirBridge consortium	Owned by group of Mexican investors	Public company listed on the Australian Securities Exchange.	Public company listed on Amman stock exchange. Jordanian government has 29% holding, and a company in M1 Group 19%.	Privately-owned Fleva NV has 64 per cent holding. Russian state had 25 per cent. Other private investors own a further 11 per cent.	Part of UB Group	Public company
Website address	oneworld.com	aa.com	ba.com	cathaypacific.com	finnair.com	iberia.com	jal.com	lan.com	malev.com	mexicana.com	qantas.com	rj.com	s7.ru	flyingfisher.com	airberlin.com
oneworld affiliates	#	American Eagle, American-Connection	BA CityFlyer, Comair, Sun-Air	Dragonair (KA)	#	Iberia Regional Air Nostrum	JALways, JAL Express, J-AIR, Japan Transocean Air	LAN Argentina (4M), LAN Ecuador (XL), LAN Express (LU), LAN Peru (LP).	#	MexicanaClick, MexicanaLink	QantasLink: Airlink (National Jet Systems), Eastern Australia Airlines, Sunstate Airlines, Jetconnect	#	#	#	NIKI
Figures for year to		31-Dec-09	31-Mar-10	31-Dec-09	31-Dec-09	31-Dec-09	31-Mar-10	31-Dec-09	31-Dec-09	31-Dec-09	30-Jun-09	31-Dec-09	31-Dec-09	31-Mar-10	31-Dec-09

Notes: 1 S7 will become part of oneworld later in 2010. Air Berlin and Kingfisher Airlines are oneworld members elect. 2 Destinations include those announced but not yet commenced. 3 Financial information and data on RPKs, ASKs and load factor is for each member's latest full financial year, and applies to the member airline alone, and wholly-owned affiliates. All financial years end 31 December, except for BA/JL (31 March) and QF (30 June)